

A decorative border of various colored pencils is arranged along the top and left edges of the slide. The pencils are sharpened and point towards the center of the page. The colors include green, yellow, orange, red, purple, blue, and grey.

Introduction to Phonics

What is phonics?

What do we teach in EYFS?

How do we teach phonics?

How can you support at home?

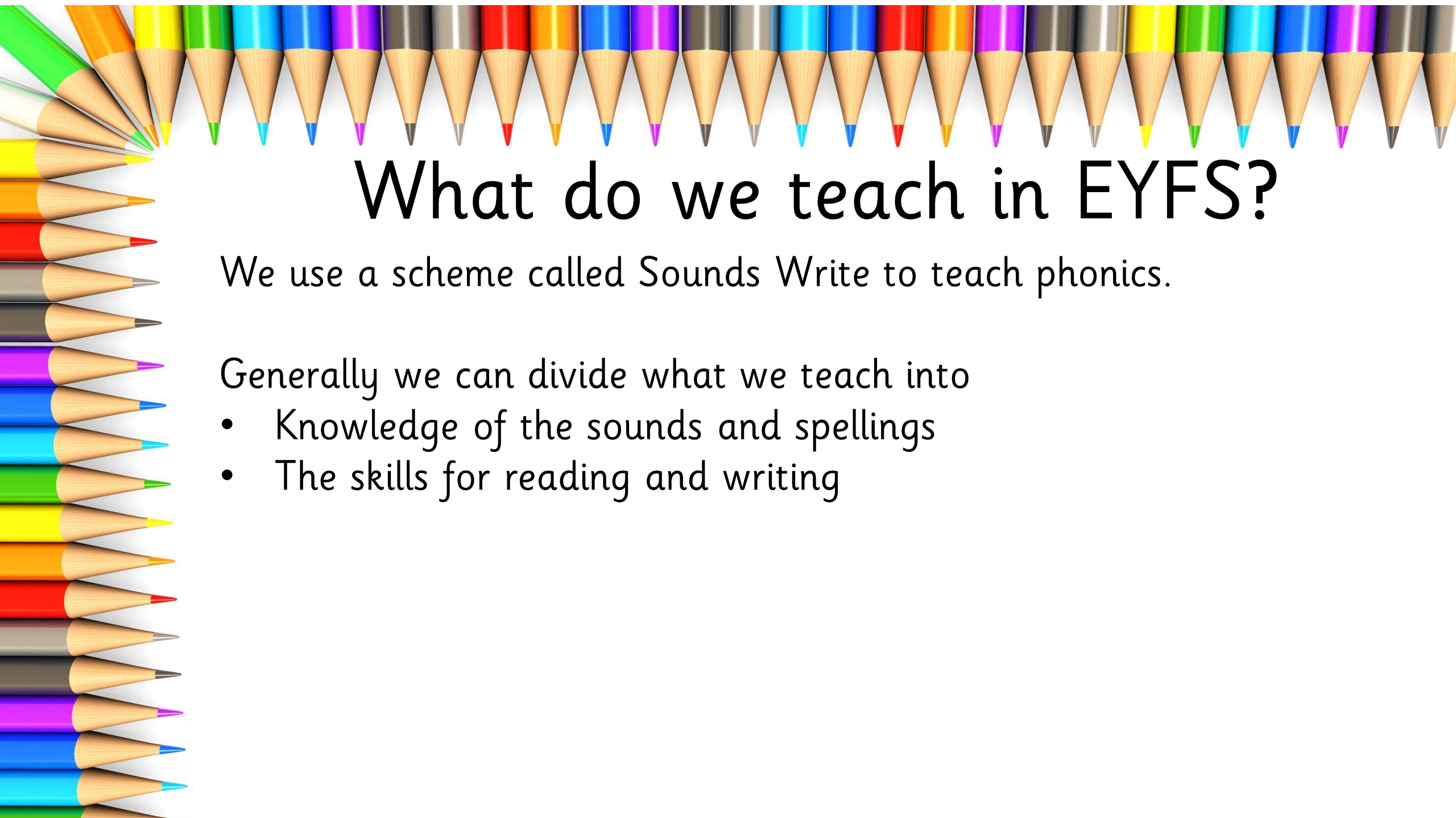
A decorative border of various colored pencils is arranged along the top and left edges of the page. The pencils are sharpened and point towards the center of the page. The colors include green, yellow, orange, red, purple, blue, and grey.

What is Phonics?

Sounds are the building blocks of words.

Phonics is the skill of being able to hear those sounds in words and knowing how we represent these sounds with letters.

We want our children to be confident at reading and writing. Phonics is the key to mastering this.

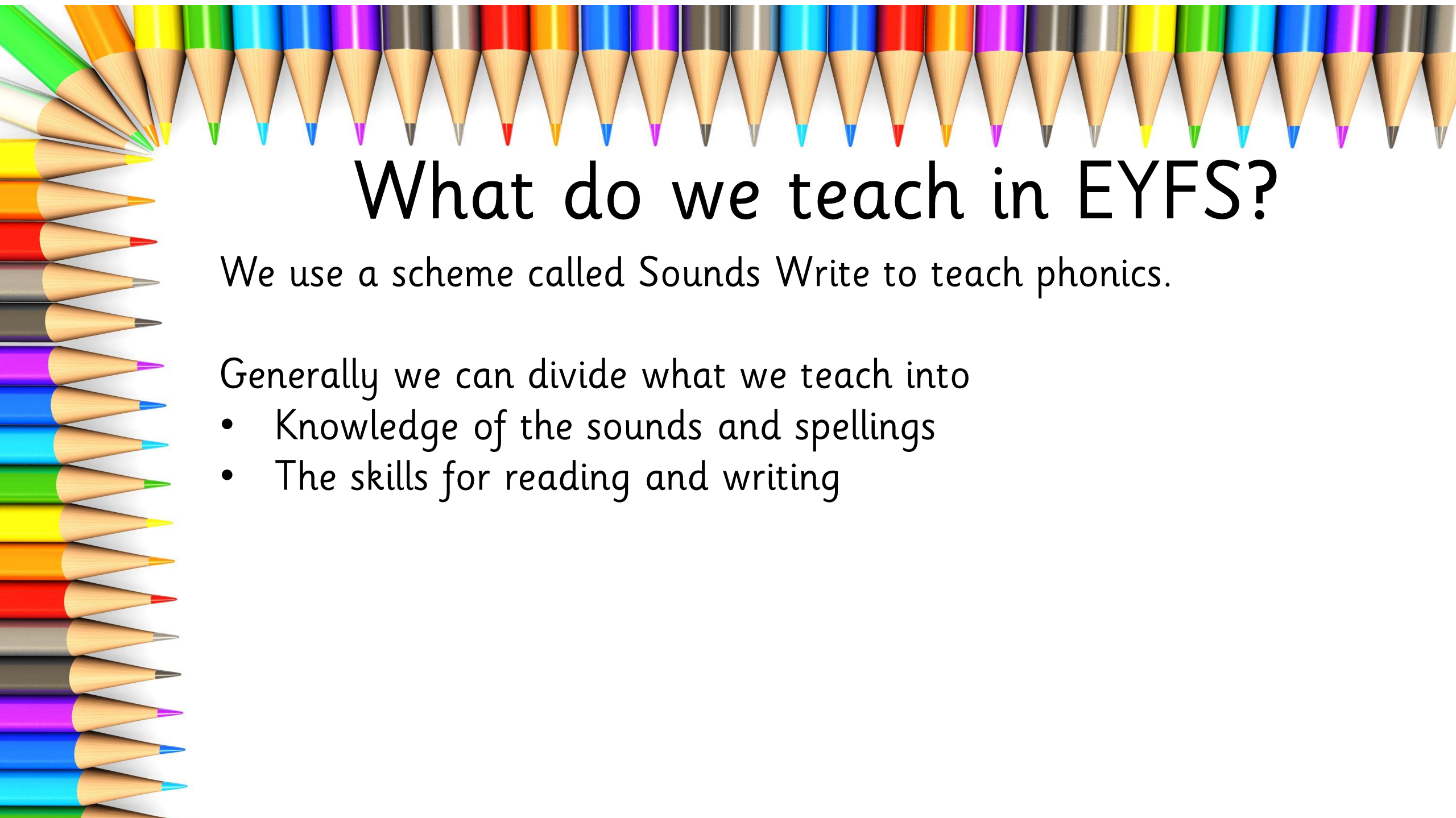


What do we teach in EYFS?

We use a scheme called Sounds Write to teach phonics.

Generally we can divide what we teach into

- Knowledge of the sounds and spellings
- The skills for reading and writing

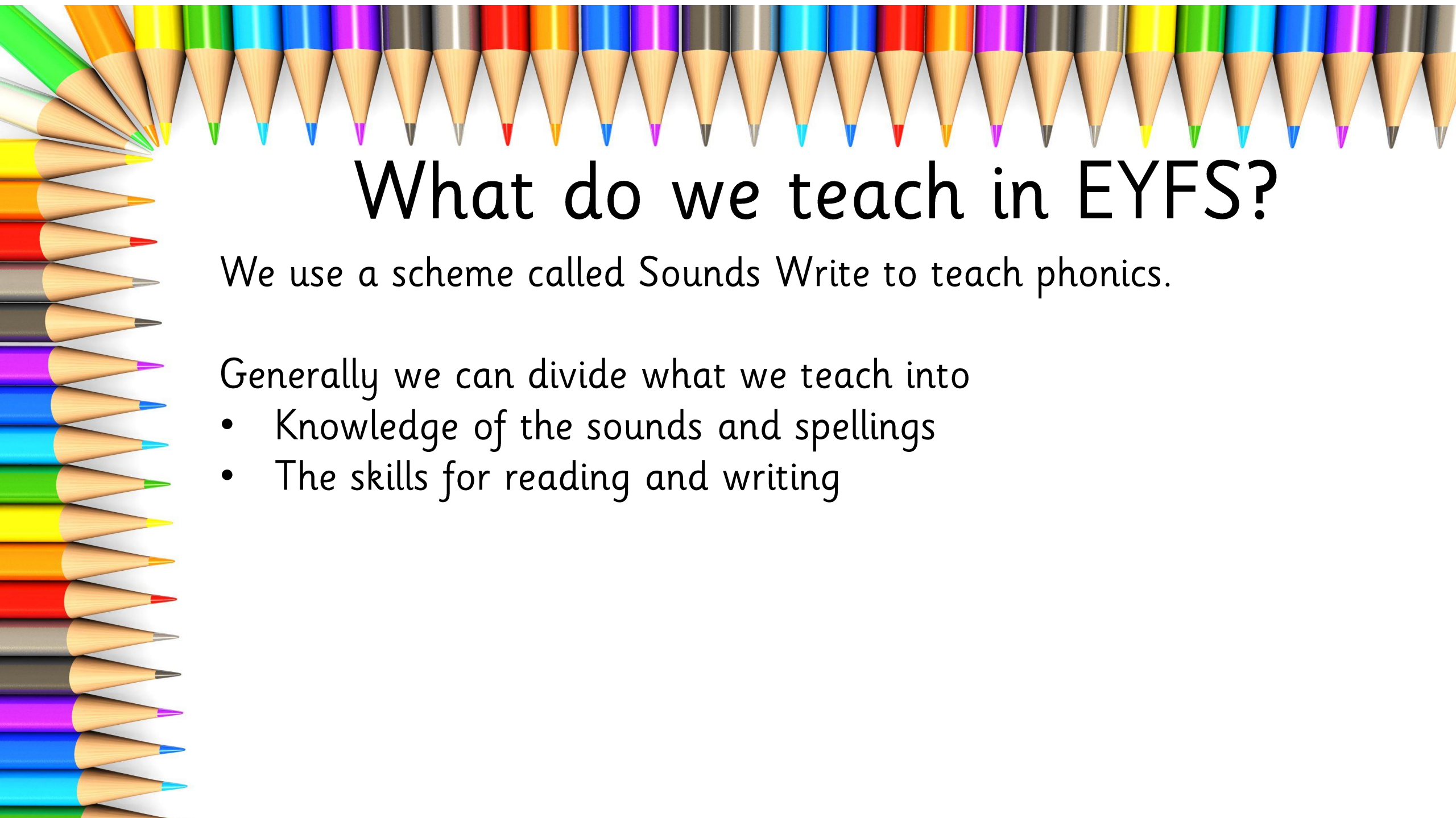


What do we teach in EYFS?

We use a scheme called Sounds Write to teach phonics.

Generally we can divide what we teach into

- Knowledge of the sounds and spellings
- The skills for reading and writing

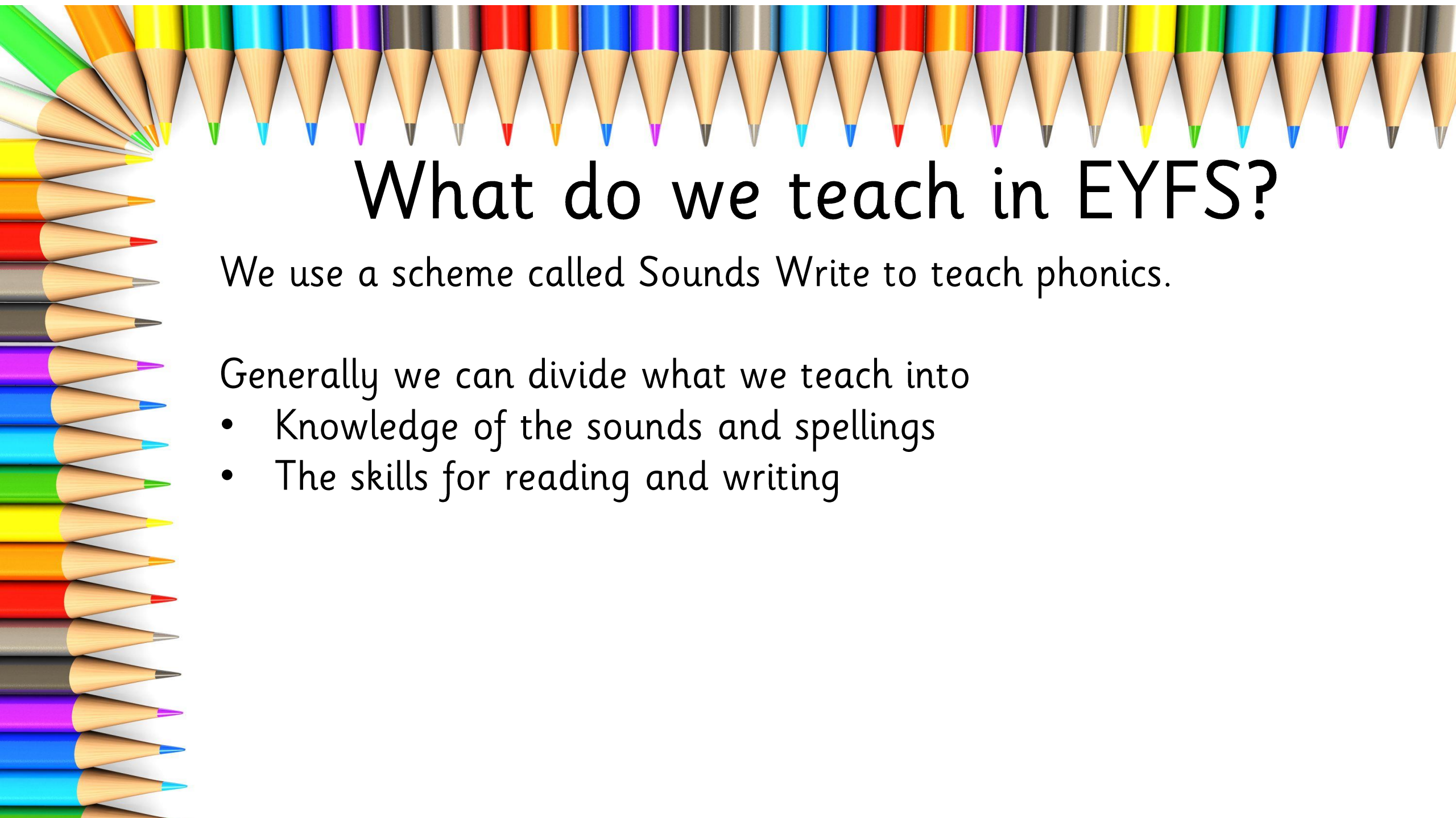


What do we teach in EYFS?

We use a scheme called Sounds Write to teach phonics.

Generally we can divide what we teach into

- Knowledge of the sounds and spellings
- The skills for reading and writing

- 
- A decorative border of various colored pencils (green, yellow, orange, red, blue, purple, grey, black, etc.) arranged in a row along the top and left edges of the slide.
- # What do we teach in EYFS?
- We use a scheme called Sounds Write to teach phonics.
- Generally we can divide what we teach into
- Knowledge of the sounds and spellings
 - The skills for reading and writing

A decorative border of various colored pencils (green, yellow, orange, red, blue, purple, grey, black, etc.) arranged in a row along the top and left edges of the slide.

What do we teach in EYFS?

The knowledge of sound and spellings

- Words are made up of sounds and these sounds are represented by letters.
- In English we read and write from left to right and top to bottom.
- Sounds can be represented by 1 or 2 letters.
- Some sounds are represented by different spellings (cat, kit, trick, Iraq).



What do we teach in EYFS?

s ss	f ff	l <u>ll</u>	z <u>zz</u>	w	c k	q ck
b	d	g	j	m	n	p
r	t	h	v	x	y	
		<u>ch</u>	ng	<u>sh</u>	<u>th</u>	
a	e	<u>i</u>	o	u		
ai	<u>ee</u>	<u>igh</u>	<u>oa</u>		<u>er</u> <u>ur</u>	or
<u>ar</u>	oi oy	ow <u>ou</u>	<u>oo</u>	air	ear	<u>ure</u>

A decorative border of various colored pencils (green, yellow, orange, red, blue, purple, grey, black, etc.) arranged in a slightly overlapping, fanned-out pattern along the top and left edges of the slide.

What do we teach in EYFS?

The skills needed for reading and writing:

- Segmenting
- Blending
- Phoneme manipulation

A decorative border of various colored pencils is arranged along the top and left edges of the slide. The pencils are sharpened and point towards the center of the page. The colors include green, yellow, orange, red, blue, purple, grey, and black.

How do we teach phonics?

Word building

Sound swap

Symbol search

Dictation



Next week

We'll take a closer look at supporting reading at home.

